



VCARD

Product Brief

Dear Retailer,

epay is please to announce the launch of the VCARD. The VCARD is a virtual product that can be used online at your convenience. Please see the information below for further details.

Kind regards,

The epay team!



ABOUT THIS PRODUCT

VCARD is a prepaid virtual Visa product. There is NO PLASTIC CARD, only a printed receipt similar to a prepaid phone top-up. Customers register online and enter their 13 digit VCARD voucher number and reference number to receive a 16 digit Visa number. The expiry date and 3 digit security code is sent to the customer via email or SMS. VCARD enables customers to shop online, over the phone, or by mail order wherever Visa is accepted.

KEY SELLING POINTS

- Card is accepted at over 25 million locations around the World.
- Purchase products over the internet.
- Great gift idea for family or friends overseas.

Important!

Rules and Regulations

- Do not give any financial advice on these products, including your own opinions.
- You can supply facts on the products. Handouts are available. Please call epay if you do not have stock.

GOOD TO KNOW

RRP (Inc GST)

\$5.50 card fee + amount

Denominations range from \$50 - \$1000 or as per terminal menu

Void Policy

There is a 10min refund window - customer must not leave the store in order for a refund to be processed.

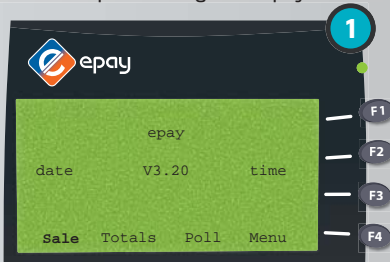
Is it reloadable?

No - this is a prepaid virtual Visa product that can be used as many times as the customer likes until the funds have been spent or until the expiry date..

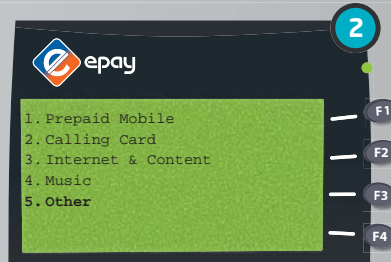
Make customer aware that

- VCARD voucher does not contain the Visa number. After purchasing a VCARD, customers need to go online and register their details using a valid email address. They then enter the 13 digit VCARD voucher number and the reference number in order to obtain the actual Visa number.
- This is not a credit card - you can only spend the amount on the Voucher.
- A VCARD is valid for 9 months from the time of purchase

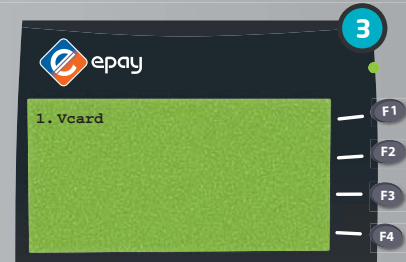
Check that the scratch panel on the back of the card is intact (Keep the backing stuck to the card as it contains important information). Then swipe it through the epay terminal.



Select Sale and enter your sales code



Select 5. Other



Select 1. Vcard and select denomination



CANVAS

Product Brief

Dear Retailer,

epay is please to announce the launch of the Canvas card. The Canvas card is a personal use product that can be used at your convenience. Please see the information below for further details.

Kind regards,

The epay team!



ABOUT THIS PRODUCT

CANVAS is a reloadable prepaid Visa card that allows you to load it with cash and spend wherever Visa is accepted. Whether you use it online or in the high street, there's no bills, no debt and none of the hassle of a credit card. It's prepaid, so you can use your own money when and where you like. Festival tickets, flights, movies, dinner out - CANVAS lets you take care of it all around Australia and around the world. CANVAS is a multiple use product that can be reloaded.

KEY SELLING POINTS

- Card is accepted at over 25 million locations around the World.
- Purchase products over the internet.
- Great gift idea for family or friends overseas.

Important!

Rules and Regulations

- Do not give any financial advice on these products, including your own opinions.
- You can supply facts on the products. Handouts are available. Please call epay if you do not have stock.

GOOD TO KNOW

RRP (Inc GST)

\$7.95 card fee + amount

Denominations range from \$50 - \$1000 or as per terminal menu

Void Policy

There is a 10min refund window - customer must not leave the store in order for a refund to be processed.

Is it reloadable?

The Canvas card is reloadable! Take payment from the customer before completing the sale, then take a CANVAS card from customer and swipe through the epay terminal and follow the steps below from 3 to 6.

Make customer aware that

- This is not a credit card - you can only spend the amount on the card.
- Card holder must sign and activate card online at www.mycanvascard.com.au prior to use.
- Information on fees and charges can be found on the back of the packaging or on the website.

HOW TO SELL THIS PRODUCT

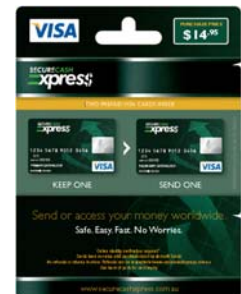
NOTE: This is for Illustration purposes only.

Check that the scratch panel on the back of the card is intact (keep the backing stuck to the card as it contains important information).



1. Check that packaging has not been opened prior to sale.
2. Swipe packaging through the epay terminal (Mag strip on the back of the packaging is linked to the card inside, no need to open packaging to process a sale).
3. Enter your Operator Code.
4. Choose "Purchase & Load" or "Purchase Only" depending on what the customer requests
5. If you selected "Purchase & Load", go on to choose denomination for first load.
6. Follow prompts to complete sale.
7. Return the CANVAS package to the customer. Customer then able to open the packaging to access their
8. CANVAS card with Terms and Conditions also inside.

Secure Cash Xpress – Money Transfer



Secure Cash Xpress allows customers to securely send or access money around the world faster and cheaper than ever before! There are 2 cards inside the packaging. Funds are uploaded onto one prepaid Visa card in Australia, another card is sent to a friend or loved one overseas who then uses their card to access the funds via the Visa network. Secure Cash Xpress is ideal for those people who regularly transfer money overseas.

KEY SELLING POINTS:

- Card is accepted at over 25 million locations around the World.
- Can be used by more than one person.
- Great for travellers overseas.
- Uses your money so will not rack up a huge credit bill.

How to make a sale

1. Check that packaging has not been opened prior to sale.
2. Swipe packaging through the epay terminal (Mag strip on the back of the packaging is linked to the card inside so there is **no need to open packaging** to process a sale).
3. Enter your Operator Code.
4. Choose "Purchase & Load" or "Purchase Only" depending on what the customer requests
5. If you selected "Purchase & Load", go on to choose denomination for first load.
6. Follow prompts to complete sale.
7. Return the package to the customer. Customer is then able to open the packaging to access their Secure Cash Xpress cards with Terms and Conditions also inside.

Secure Cash Xpress is Reloadable!!! To reload...

1. Take Secure Cash Xpress card from customer and swipe through the e-pay terminal.
2. Enter your Operator Code.
3. Choose "Load Only".
4. Choose denomination.
5. Follow prompts to complete sale.

RRP

Purchase & Load: \$14.95 card fee + load amount (denominations between \$50 - \$1000 or as per terminal menu).

Load Only: \$7.95 load fee + load amount (denominations between \$50 - \$1,000 or as per terminal menu).

IMPORTANT!

Rules and Regulations

- Do not give any financial advice on these products, including your own opinions.
- You can supply facts on the products. Handouts are available. Please call e-pay if you do not have stock.

Make customer aware that

- This is not a credit card – you can only spend the amount on the card.
- Card holder must sign and activate card online at www.securecashxpress.com.au prior to use.
- Information on fees and charges can be found on the back of the packaging or on the website.

Void Policy

10min refund window – customer must not leave the store, nor spend the funds in order for a refund to be processed.

More Information & Help on Secure Cash Xpress

1300 725 796

www.securecashxpress.com.au

e-pay Customer Service

1300 301 408